








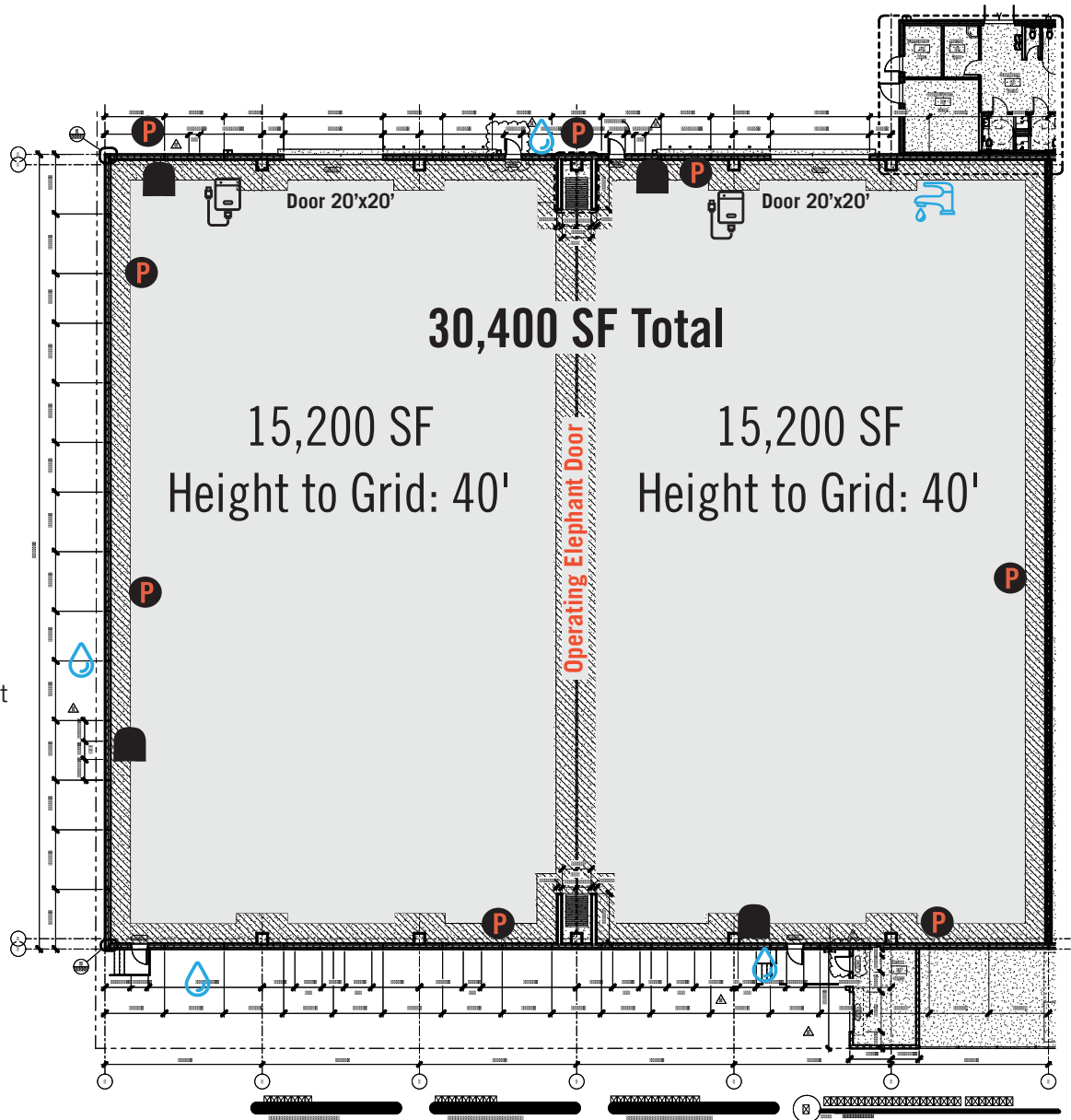
STAGE 5






-  Sink
-  Water
-  Data Port
-  Cable
-  Power





Stages	Size	Gross Dimensions	Height to Grid	Grid Load	Catwalk	Power 	Stage Doors	Silent Air	NC-25	Filtered Water 
Stage Five	15,200	97.5'x156'	40'	20lbs/sf	(Y)	3,200 amps	20' x 20'	(Y)	(Y)	(Y)

STAGES 4&5



-  Sink
-  Water
-  Data Port
-  Cable
-  Power

Stages	Size	Gross Dimensions	Height to Grid	Grid Load	Catwalk	Power 	Stage Doors	Silent Air	NC-25	Filtered Water 
Stages 4&5	30,400 total	97.5'x156' each	40'	20lbs/sf	(Y)	3,200 amps each	20' x 20'	(Y)	(Y)	(Y)